

NOTES:

1. TOTAL OUTDOOR PLAY AREA SHOWN INCLUDES TIMBER TERRACE & GARDEN AREAS SHOWN.
2. SHED SHOWN HAS BEEN EXCLUDED FROM OUTDOOR PLAY AREA.
3. INTERNAL PLAY AREAS HAVE BEEN CALCULATED FROM INTERNAL FACE OF WALLS.
4. CONCRETE PARKING AND DRIVEWAY AREA HAS NOT BEEN INCLUDED IN EXTERNAL AREAS SHOWN.
4. ALL EXTERNAL AREAS HAVE BEEN CALCULATED TO BOUNDARIES AS SHOWN.

SCHEDULE OF UNENCUMBERED  
INTERNAL AREAS:

AREA 1: 54.5m<sup>2</sup>  
AREA 2: 59.2m<sup>2</sup>

TOTAL AREA: 113.7m<sup>2</sup>

BASED ON 3.25m<sup>2</sup> PER CHILD

113.7m<sup>2</sup> / 3.25m<sup>2</sup> = **APPROX. 35 CHILDREN**

SCHEDULE OF UNENCUMBERED  
EXTERNAL AREAS:





AREA 3: 263.1m<sup>2</sup>

TOTAL AREA: 263.1m<sup>2</sup>

BASED ON 7.5m<sup>2</sup> PER CHILD

263.1m<sup>2</sup> / 7.5m<sup>2</sup> = **APPROX. 35 CHILDREN**

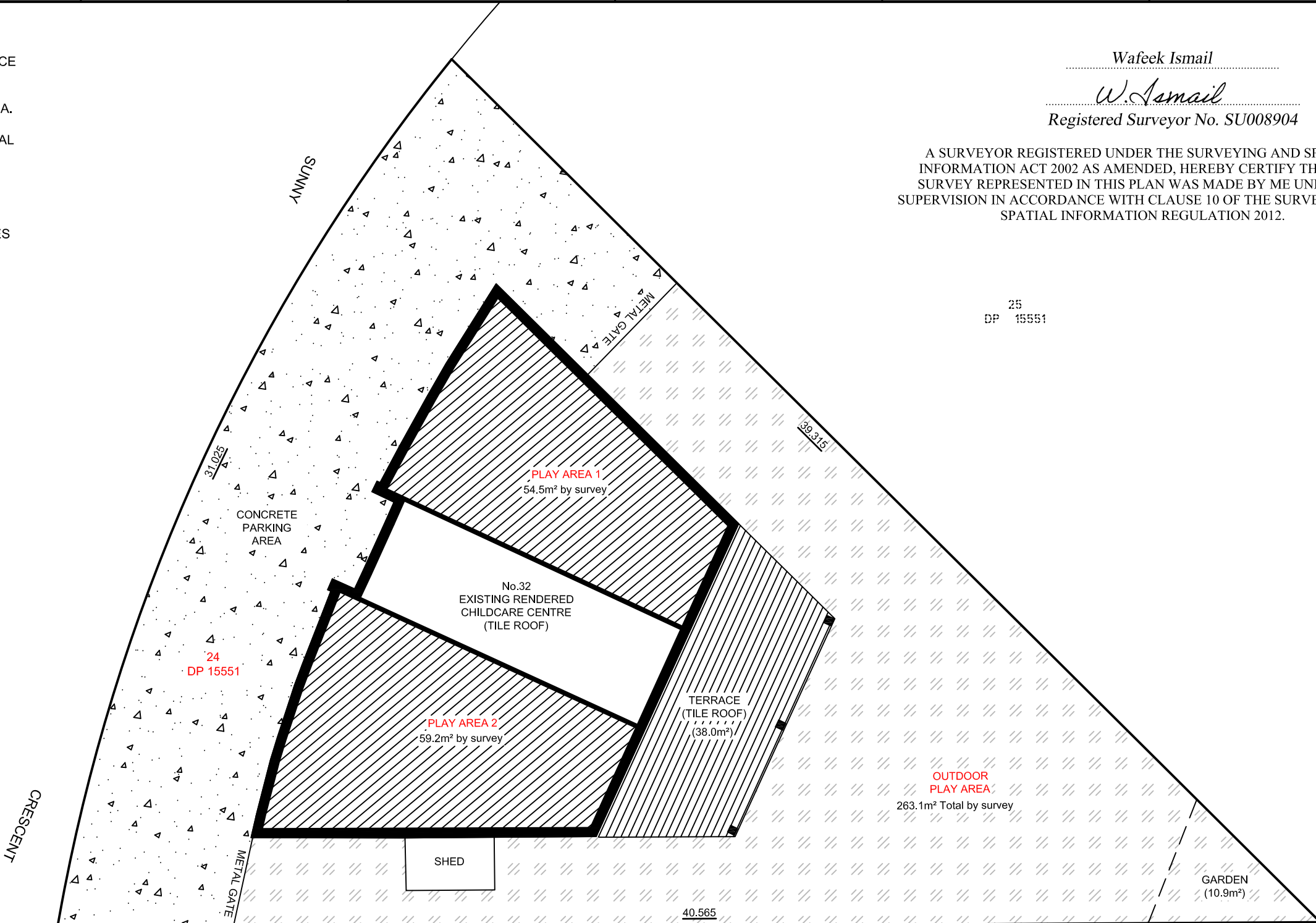
LEGEND:

-  DENOTES LANDSCAPED AREA (SYNTHETIC GRASS)
-  DENOTES COVERED TERRACE AREA
-  DENOTES INTERNAL PLAY AREAS
-  DENOTES CONCRETE DRIVEWAY + PARKING AREA

Wafeek Ismail  
*W. Ismail*  
Registered Surveyor No. SU008904

A SURVEYOR REGISTERED UNDER THE SURVEYING AND SPATIAL INFORMATION ACT 2002 AS AMENDED, HEREBY CERTIFY THAT THE SURVEY REPRESENTED IN THIS PLAN WAS MADE BY ME UNDER MY SUPERVISION IN ACCORDANCE WITH CLAUSE 10 OF THE SURVEYING AND SPATIAL INFORMATION REGULATION 2012.

25  
DP 15551



REV.	DESCRIPTION	DATE

Geo Point Surveyors

Land & Engineering Surveyors

Wafeek Ismail  
Registered Surveyor

Mobile: 0455 255 636  
Email: wismail@geopointsurveyors.com.au

TITLE: SITE SURVEY  
32 SUNNY CRESCENT  
PUNCHBOWL NSW 2196

THIS DRAWING IS SUBJECT TO COPYRIGHT. IT MUST NOT BE REPRODUCED IN WHOLE OR PART WITHOUT PRIOR WRITTEN CONSENT OF GEO POINT SURVEYORS Pty. Ltd.

SURVEYED: W.I	DATUM: N/A	DATE: 30/09/2023
DRAWN: B.S	HOR. RATIO: N/A	REVISION: A
DESIGNED:	VERT. RATIO:	REFERENCE: 23226_SURV